

# HOW TO Install an EBB36 mount on Voron Stealthburner


Difficulty **Medium**  
Steps **13**  
Time Required **10 to 15 min**  
Sections **1**




## INSTRUCTIONS GUIDE

This guide is designed to be a reference manual for the installation of an EBB36 mount on the Voron Stealthburner platform. Follow the instructions below or, if you prefer to watch a YouTube video with the same instructions, use the provided link below or the YouTube icon to the right:


[https://youtu.be/mTPb8EO6j\\_M](https://youtu.be/mTPb8EO6j_M)




**01** Take the EBB36 and add two M3x8 SHCS




**02** Add the two spacers fitting your extruder variation and screw the EBB36 to the mount



**03** Remove the lower nut from the PG7 and screw it into the mount



**04** Add the EBB36 assembly to the extruder assembly



**05** Add 2x M3x8 FHCS to the side mount holes and tighten them down



**06** Change the two front screws on the extruder one at a time, replace them with M3x30 SHCS




07

Take the EBB36 and add two M3x8 SHCS



08

Add the two spacers fitting your extruder variation and screw the EBB36 to the mount




09

Remove the lower nut from the PG7 and screw it into the mount



10

Add the EBB36 assembly to the extruder assembly




11

Add 2x M3x8 FHCS to the side mount holes and tighten them down



12

Change the two front screws on the extruder one at a time, replace them with M3x30 SHCS



13

Add the EBB36 assembly to the extruder assembly

## **IT'S DONE! TAKE GOOD CARE OF IT**

Toolhead boards can be quite a journey to install and get working, especially when you're unfamiliar with setting up CAN networks in Klipper, which honestly very few are.

For great aid in setting these up, we recommend the channel #can\_bus\_depot on the Voron Discord. There are many knowledgeable people there as well as great guides and resources in the channel pinned messages.

## **HOW TO GET HELP**

We are available to help you with any questions or issues you may have. Simply go to our website where you can access our customer support and send us your questions or follow the provided link:

*[https://www.bondtech.se/contact/#tab\\_technical-support-requests](https://www.bondtech.se/contact/#tab_technical-support-requests)*

