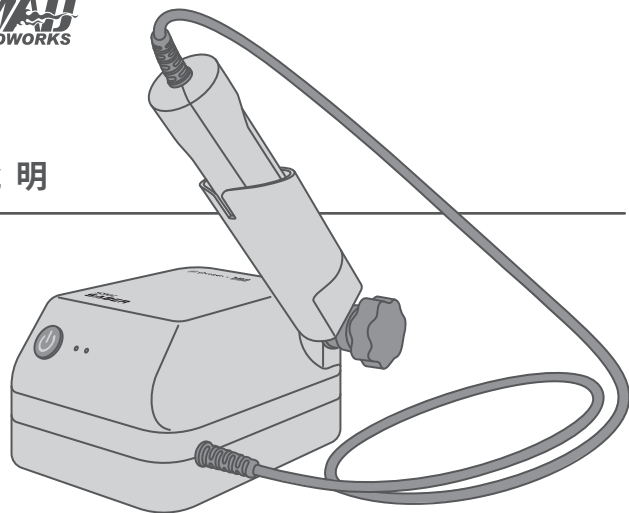


## 超音波刀使用說明

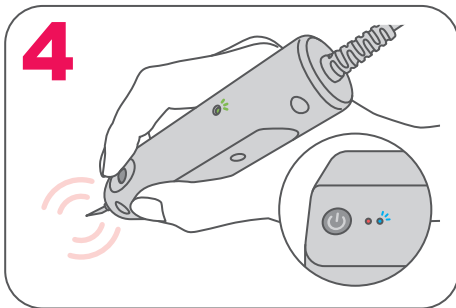
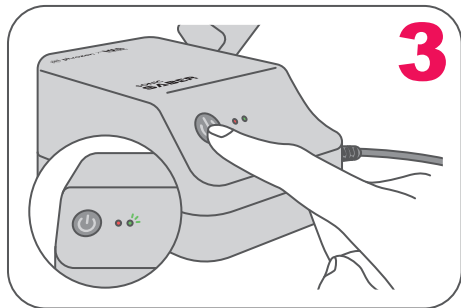
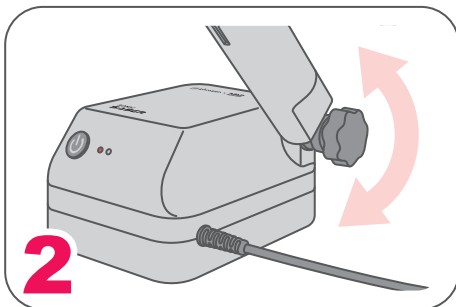
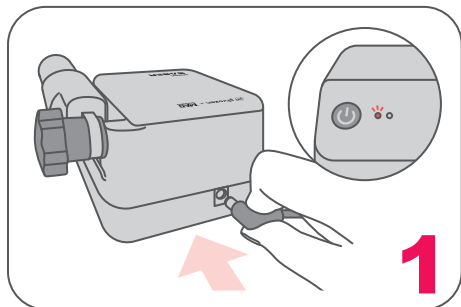
# SONIC SABER

### 產品規格

電壓 DC 12V 3A



## 01 使用步驟



## 02 操作介紹

### 電源燈

機台連接電源後  
將會亮紅燈。

### 電源鍵

- 綠燈 | 機台正常運轉。
- 藍燈 | 超音波刀使用中。
- 橘燈 | 機台過熱、刀具連續使用超過5分鐘、系統錯誤。  
\* 請長按電源鍵2秒關閉電源。

### 狀態指示燈

### 轉軸

轉動轉軸可調整刀具  
擺放角度。

### 使用狀態燈

超音波刀使用中亮燈。

### 超音波開關

使用時，須按壓開關  
進行切割。若持續按  
壓超過5分鐘，將自  
動停止運作。

### 刀片

使用時請小心，避免  
割傷。

## 注意 ⚠ 事項

- | 使用產品時，請保持手部乾燥。
- | 使用產品時，需配戴防割手套。
- | 請勿將產品暴露在任何類型的液體中。  
產品遇水立即停止使用。
- | 請勿使用本產品切割油紙等易燃物品。
- | 請勿將刀片指向他人。
- | 使用產品時請遠離兒童。
- | 請勿使用本產品切割金屬或玻璃。
- | 產品使用中及使用後請勿直接觸摸刀片；  
高溫會導致灼傷。
- | 高壓電注意，非專業維修人員請勿自行拆  
卸產品，以免誤觸產生危險。

**保養方式** 如需外觀清潔請用酒精擦拭，請勿用油性或腐蝕性的液體擦拭。



聯繫客服



台灣社團



普羅森  
Youtube



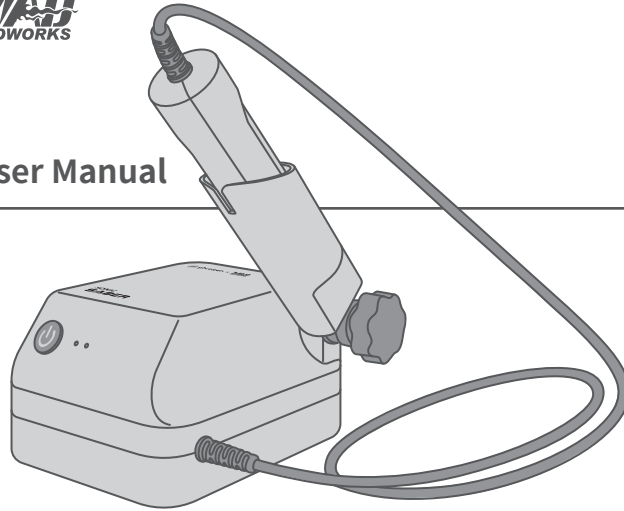
MADWORKS  
Youtube

## Ultrasonic Cutter User Manual

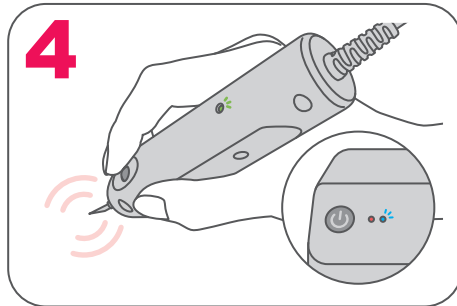
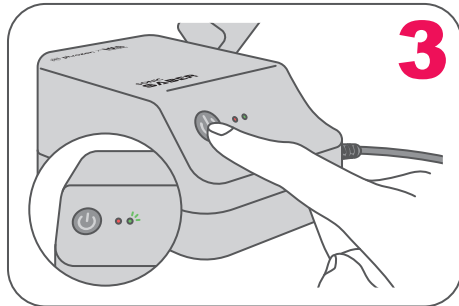
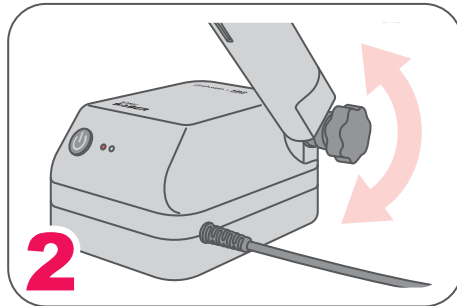
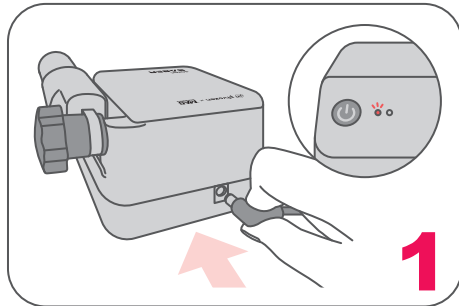
# SONIC SABER

### Product Specifications

Voltage DC 12V 3A



## 01 Step-by-Step Instructions



## 02 Operating Manual

### Power Light

After the power is plugged in, the Power Light will light up automatically.

### Power Button

### Machine Status Indicator Light

- Green Light | Machine is working properly.
  - Blue Light | Ultrasonic knife is in use.
  - Orange Light | Machine has overheated as it has been in use for more than 5 min. System Error.
- \* To turn off the power button, please long press for 2 seconds.

### Shaft

Rotate the shaft to adjust the angle of the Ultrasonic Knife.

### Machine Status

When the tool is in use, the blue indicator light will light up.

### Ultrasonic Switch

When in use, this button must be held down. If pressed for more than 5 min, the tool will stop working automatically.

### Ultrasonic Blade

Please use carefully to avoid cutting and/or hurting yourself.

## ⚠ Key Notes Before You Start

- | Please DO NOT touch the product with wet hands.
- | Please wear cut-resistant gloves when handling the product.
- | DO NOT expose the machine to liquids of any kind.
- | If The device is exposed to water, discontinue use immediately.
- | Please do not use this product to cut oil paper and/or any other flammable objects.
- | DO NOT point the Ultrasonic Knife at others.
- | Keep away from children.
- | Please DO NOT use this product to cut metal or glass.
- | DO NOT touch the blade immediately before or after use as high temperatures can cause burns.
- | Danger - High Voltage! Non-professional personnel should avoid disassembling the product on their own to prevent injury from accidental touch.

**Maintenance :** Please use sanitizing alcohol to clean the exterior of the device. Do not use any oily or corrosive liquids to clean the device.



Customer Service



Facebook



Youtube



Instagram